



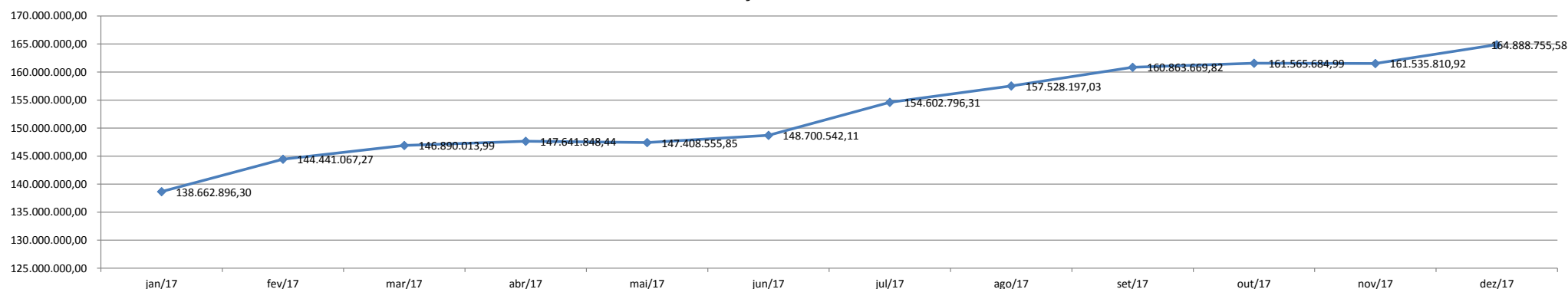
INSTITUTO DE PREVIDÊNCIA SOCIAL DOS SERVIDORES PÚBLICOS DO MUNICÍPIO DE PORTO FELIZ
 Rua Joaquim Olavo de Carvalho, 150, Centro, Porto Feliz / SP
 Fone / Fax: (15) 3261-6725 / (15) 3262-4296 / Site: www.portoprevportofeliz.com.br

CARTEIRA DE INVESTIMENTOS DE 2017

Valores em R\$

INVESTIMENTOS	INSTITUIÇÃO FINANCEIRA	ENQUAD. RES. CVM	MÊS / ANO											
			jan/17	fev/17	mar/17	abr/17	mai/17	jun/17	jul/17	ago/17	set/17	out/17	nov/17	dez/17
BB PREVID IMA-B TP	B. BRASIL	ART 7º, I, B	16.707.774,64	17.350.436,23	17.527.229,66	17.466.864,98	17.257.752,41	17.283.089,69	17.966.927,54	18.204.556,92	18.528.737,12	18.454.118,13	18.311.091,91	18.459.154,66
BB PREVID RF IRF-M1	B. BRASIL	ART 7º, I, B	4.492.669,47	3.685.983,17	2.755.473,75	1.797.649,29	1.051.590,01	1.858.997,58	2.536.857,21	3.519.497,96	4.301.919,83	5.384.134,14	6.420.780,07	8.403.028,04
BB PREVID RF IMAB 5+	B. BRASIL	ART 7º, I, B	7.532.689,84	7.908.683,04	7.974.425,26	7.907.981,30	7.754.760,74	7.748.081,14	8.111.859,29	8.220.394,94	8.411.508,90	8.328.011,87	8.208.552,98	8.270.010,38
BB PREVID RF IRF-M TP	B. BRASIL	ART 7º, I, B	21.602.351,42	22.035.612,32	22.360.621,53	22.472.737,70	22.528.674,45	22.826.819,36	23.353.194,68	23.595.406,57	23.938.470,56	23.956.915,64	23.972.947,16	24.266.102,16
RENDA FIXA INFLAÇÃO 5 FIC	ITAÚ	ART 7º, I, B	11.765.528,90	12.423.940,99	12.592.066,95	14.534.678,78	14.539.437,59	14.614.726,75	15.024.825,68	15.207.524,85	15.355.584,58	15.424.808,40	15.435.874,25	15.567.272,64
RENDA FIXA INFLAÇÃO FICFI	ITAÚ	ART 7º, I, B	5.703.485,08	5.920.620,74	7.790.655,86	7.763.480,90	7.665.152,21	7.677.799,46	7.981.032,30	8.084.481,38	8.228.060,50	8.193.685,14	8.129.101,87	8.193.564,45
FICFI IMA-B TIT PUBLICOS	BRADESCO	ART 7º, I, B	23.922.434,37	26.531.266,45	26.800.330,12	26.709.570,17	28.295.625,49	28.297.499,12	29.419.952,83	29.804.574,38	30.339.493,32	30.213.337,57	29.975.375,83	30.217.723,18
FI BRASIL IMA-B TIT PUBL RF LP	CAIXA	ART 7º, I, B	25.324.502,29	26.293.594,57	26.565.617,56	26.475.006,21	26.159.211,46	26.198.392,64	27.239.222,60	27.600.656,46	28.097.429,38	27.981.519,77	27.763.072,20	27.989.988,47
FI BRASIL IMA-B 5 TP RF LP	CAIXA	ART 7º, I, B	14.526.506,94	14.741.156,70	14.944.186,70	15.048.258,32	15.061.004,77	15.138.110,18	15.565.489,79	15.758.446,61	15.914.744,02	15.988.189,48	16.002.469,24	16.141.500,29
NTN-B 15/05/2045	ESOURO NA	ART 7º, I, A	7.084.953,35	7.549.773,06	7.579.406,60	7.465.620,79	7.095.346,72	7.057.026,19	7.403.434,39	7.532.656,96	7.747.721,61	7.640.964,85	7.316.545,41	7.380.411,31
TOTAL			138.662.896,30	144.441.067,27	146.890.013,99	147.641.848,44	147.408.555,85	148.700.542,11	154.602.796,31	157.528.197,03	160.863.669,82	161.565.684,99	161.535.810,92	164.888.755,58

EVOLUÇÃO DA CARTEIRA



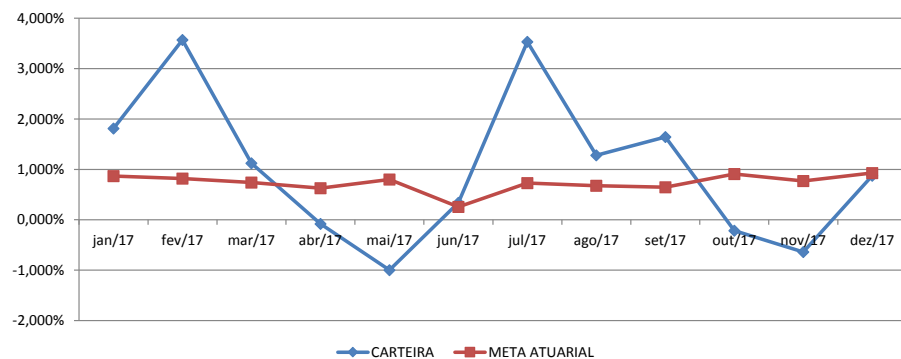


CARTEIRA DE INVESTIMENTOS DE 2017

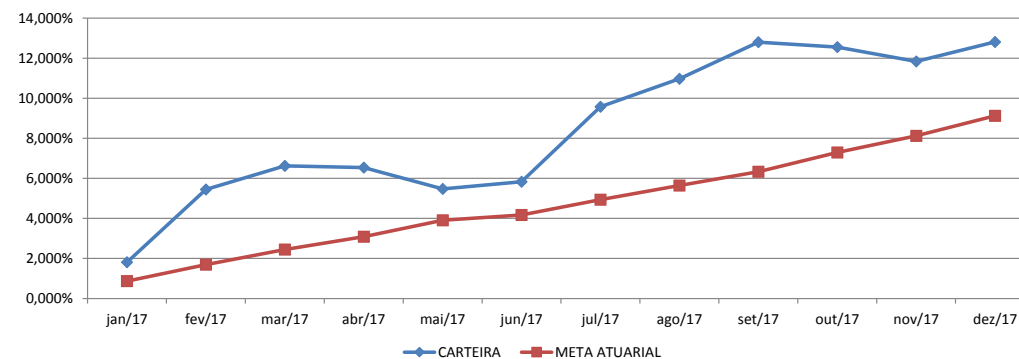
ÍNDICES DIVERSOS / BENCHMARK	ACUMULADO NO ANO	MÊS / ANO											
		jan/17	fev/17	mar/17	abr/17	mai/17	jun/17	jul/17	ago/17	set/17	out/17	nov/17	dez/17
IPCA	2,947%	0,380%	0,330%	0,250%	0,140%	0,310%	-0,230%	0,240%	0,190%	0,160%	0,420%	0,280%	0,440%
INPC	2,067%	0,420%	0,240%	0,320%	0,080%	0,360%	-0,300%	0,170%	-0,030%	-0,020%	0,370%	0,180%	0,260%
CDI	9,925%	1,085%	0,864%	1,050%	0,785%	0,926%	0,808%	0,797%	0,801%	0,638%	0,643%	0,567%	0,538%
SELIC	10,109%	1,064%	0,931%	0,986%	0,910%	0,910%	0,805%	0,820%	0,754%	0,647%	0,664%	0,596%	0,584%
IBOVESPA	26,841%	7,380%	3,080%	-2,520%	0,640%	-4,120%	0,300%	4,800%	7,460%	4,880%	0,020%	-3,150%	6,160%
META ATUARIAL (IPCA + 6% a.a.)	9,124%	0,869%	0,818%	0,738%	0,627%	0,798%	0,256%	0,728%	0,678%	0,648%	0,909%	0,768%	0,929%

RENTABILIDADE	MÊS / ANO											
	jan/17	fev/17	mar/17	abr/17	mai/17	jun/17	jul/17	ago/17	set/17	out/17	nov/17	dez/17
CARTEIRA (MÊS)	1,811%	3,568%	1,121%	-0,080%	-0,998%	0,341%	3,532%	1,278%	1,641%	-0,216%	-0,637%	0,875%
CARTEIRA (ACUM. ANO)	1,811%	5,444%	6,626%	6,541%	5,477%	5,837%	9,575%	10,975%	12,796%	12,552%	11,835%	12,813%
META ATUARIAL IPCA + 6% a.a. (MÊS)	0,869%	0,818%	0,738%	0,627%	0,798%	0,256%	0,728%	0,678%	0,648%	0,909%	0,768%	0,929%
META ATUARIAL IPCA + 6% a.a. (ACUM. ANO)	0,869%	1,694%	2,445%	3,087%	3,910%	4,176%	4,934%	5,645%	6,329%	7,296%	8,120%	9,124%
DIFERENÇA CARTEIRA X META ATUARIAL (MÊS)	0,935%	2,728%	0,380%	-0,703%	-1,782%	0,085%	2,784%	0,596%	0,987%	-1,115%	-1,395%	-0,054%
DIFERENÇA CARTEIRA X META ATUARIAL (ACUM. ANO)	0,935%	3,688%	4,082%	3,350%	1,508%	1,594%	4,422%	5,045%	6,082%	4,899%	3,436%	3,380%

RENTABILIDADE MENSAL



RENTABILIDADE ACUMULADA





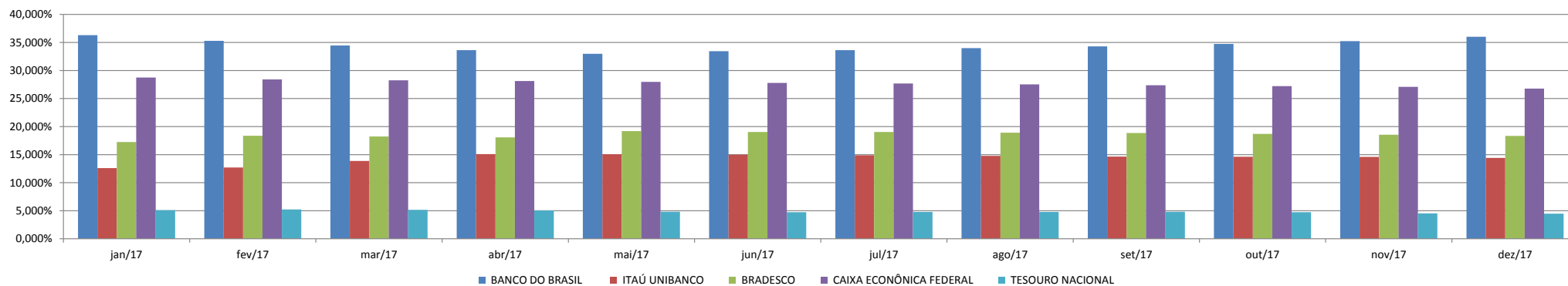
INSTITUTO DE PREVIDÊNCIA SOCIAL DOS SERVIDORES PÚBLICOS DO MUNICÍPIO DE PORTO FELIZ

Rua Joaquim Olavo de Carvalho, 150, Centro, Porto Feliz / SP
 Fone / Fax: (15) 3261-6725 / (15) 3262-4296 / Site: www.portoprevportofeliz.com.br

CARTEIRA DE INVESTIMENTOS DE 2017

ALOCÇÃO POR INSTITUIÇÃO FINANCEIRA	MÊS / ANO											
	jan/17	fev/17	mar/17	abr/17	mai/17	jun/17	jul/17	ago/17	set/17	out/17	nov/17	dez/17
BANCO DO BRASIL	36,301%	35,295%	34,460%	33,625%	32,965%	33,434%	33,614%	33,987%	34,303%	34,737%	35,233%	36,023%
ITAÚ UNIBANCO	12,598%	12,700%	13,876%	15,103%	15,063%	14,992%	14,881%	14,786%	14,661%	14,619%	14,588%	14,410%
BRADESCO	17,252%	18,368%	18,245%	18,091%	19,195%	19,030%	19,029%	18,920%	18,860%	18,700%	18,556%	18,326%
CAIXA ECONÔMICA FEDERAL	28,739%	28,409%	28,259%	28,124%	27,963%	27,798%	27,687%	27,525%	27,360%	27,215%	27,093%	26,764%
TESOURO NACIONAL	5,109%	5,227%	5,160%	5,057%	4,813%	4,746%	4,789%	4,782%	4,816%	4,729%	4,529%	4,476%
TOTAL	100,000%	100,000%	100,000%	100,000%	100,000%	100,000%	100,000%	100,000%	100,000%	100,000%	100,000%	100,000%

ALOCÇÃO POR INSTITUIÇÃO

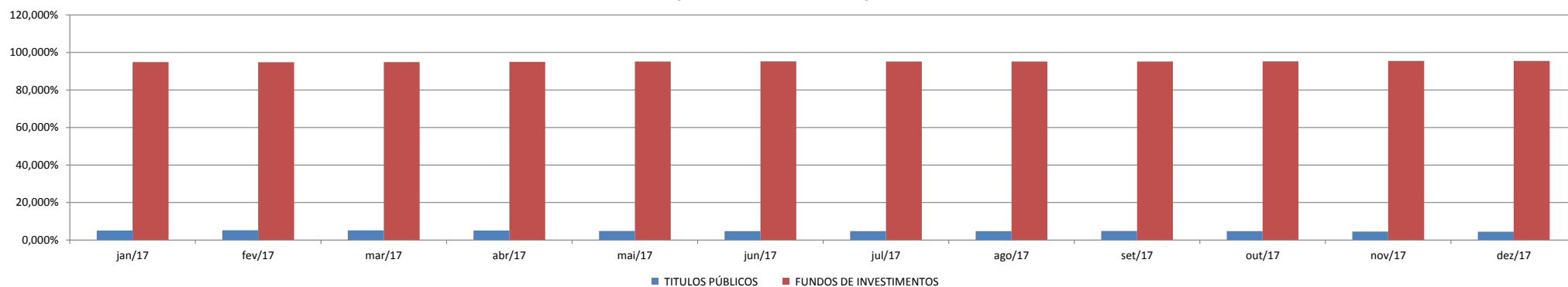




CARTEIRA DE INVESTIMENTOS DE 2017

ALOCAÇÃO CONFORME RESOLUÇÃO CVM 3922 / 2010	LIMITE SUPERIOR (Política de Investimentos)	MÊS / ANO											
		jan/17	fev/17	mar/17	abr/17	mai/17	jun/17	jul/17	ago/17	set/17	out/17	nov/17	dez/17
TÍTULOS PÚBLICOS ART. 7º, I, II	10,000%	5,109%	5,227%	5,160%	5,057%	4,813%	4,746%	4,789%	4,782%	4,816%	4,729%	4,529%	4,476%
FUNDOS DE INVESTIMENTOS ART. 7º, I, III	100,000%	94,891%	94,773%	94,840%	94,943%	95,187%	95,254%	95,211%	95,218%	95,184%	95,271%	95,471%	95,524%
TOTAL		100,000%	100,000%	100,000%	100,000%	100,000%	100,000%	100,000%	100,000%	100,000%	100,000%	100,000%	100,000%

ALOCAÇÃO CONFORME RESOLUÇÃO 3922/2010





CARTEIRA DE INVESTIMENTOS DE 2017

ALOCÇÃO POR INVESTIMENTO		ENQUAD. RES. CVM	MÊS / ANO											
			jan/17	fev/17	mar/17	abr/17	mai/17	jun/17	jul/17	ago/17	set/17	out/17	nov/17	dez/17
BB PREVID IMA-B TP	B. BRASIL	ART 7º, I, B	12,049%	12,012%	11,932%	11,831%	11,707%	11,623%	11,621%	11,556%	11,518%	11,422%	11,336%	11,195%
BB PREVID RF IRF-M1	B. BRASIL	ART 7º, I, B	3,240%	2,552%	1,876%	1,218%	0,713%	1,250%	1,641%	2,234%	2,674%	3,332%	3,975%	5,096%
BB PREVID RF IMAB 5+	B. BRASIL	ART 7º, I, B	5,432%	5,475%	5,429%	5,356%	5,261%	5,211%	5,247%	5,218%	5,229%	5,155%	5,082%	5,016%
BB PREVID RF IRF-M TP	B. BRASIL	ART 7º, I, B	15,579%	15,256%	15,223%	15,221%	15,283%	15,351%	15,105%	14,979%	14,881%	14,828%	14,841%	14,717%
RENTA FIXA INFLAÇÃO 5 FIC	ITAÚ	ART 7º, I, B	8,485%	8,601%	8,572%	9,845%	9,863%	9,828%	9,718%	9,654%	9,546%	9,547%	9,556%	9,441%
RENTA FIXA INFLAÇÃO FICFI	ITAÚ	ART 7º, I, B	4,113%	4,099%	5,304%	5,258%	5,200%	5,163%	5,162%	5,132%	5,115%	5,071%	5,032%	4,969%
FICFI IMA-B TIT PUBLICOS	RADESCO	ART 7º, I, B	17,252%	18,368%	18,245%	18,091%	19,195%	19,030%	19,029%	18,920%	18,860%	18,700%	18,556%	18,326%
FI BRASIL IMA-B TIT PUBL RF	CAIXA	ART 7º, I, B	18,263%	18,204%	18,085%	17,932%	17,746%	17,618%	17,619%	17,521%	17,467%	17,319%	17,187%	16,975%
FI BRASIL IMA-B 5 TP RF LP	CAIXA	ART 7º, I, B	10,476%	10,206%	10,174%	10,192%	10,217%	10,180%	10,068%	10,004%	9,893%	9,896%	9,906%	9,789%
NTN-B 15/05/2045	SOURO N	ART 7º, I, A	5,109%	5,227%	5,160%	5,057%	4,813%	4,746%	4,789%	4,782%	4,816%	4,729%	4,529%	4,476%
-			100,000%	100,000%	100,000%	100,000%	100,000%	100,000%	100,000%	100,000%	100,000%	100,000%	100,000%	100,000%

ALOCÇÃO POR INVESTIMENTO

